

1 2 3 4

**TECHNICAL DRAWING**  
WHITWORTH WALL STAY

**Castrads**<sup>®</sup>

Est. 2006

A

A

B

B

C

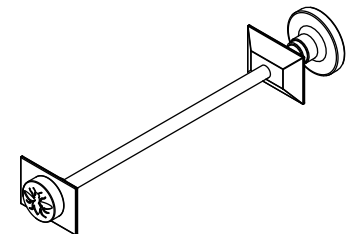
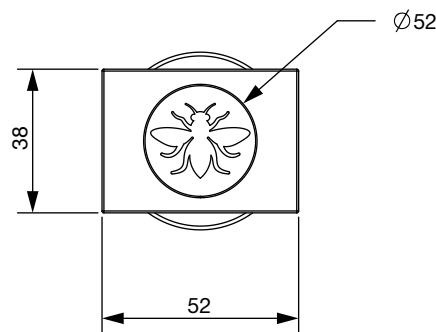
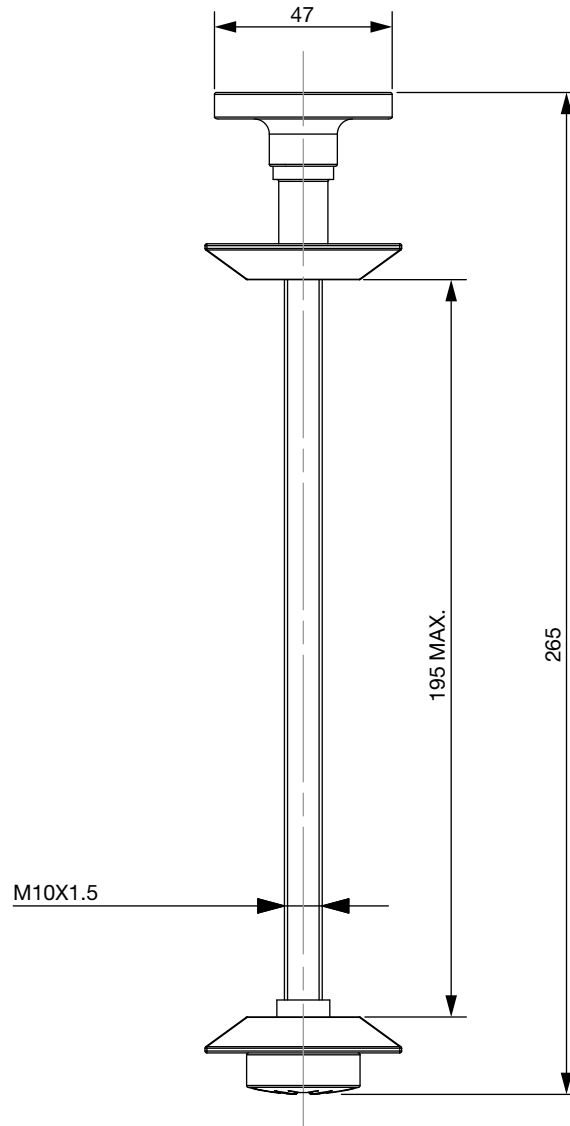
C

D

D

E

E

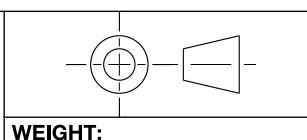


**NOTES:**  
UNLESS OTHERWISE SPECIFIED: ALL DIMENSIONS ARE IN MILLIMETERS, DUAL DIMENSIONS ARE IN INCHES AND APPLY BEFORE FINISHING. REMOVE AND DEBURR SHARP EDGES. CHAMFER OR R 0.5 MAX. THREADS TO BS 3643-1:2007. T.S.C. DENOTES - TO SHARP CORNER - WHERE DIMENSIONS ARE TAKEN FROM TRUE CORNER BEFORE FILLETS.

DO NOT SCALE DRAWING REVISION

**TITLE:**  
WHITWORTH WALL STAY

**F** CONFIDENTIAL. THIS DRAWING IS THE PROPERTY OF CASTRADS © AND MAY NOT BE COPIED OR USED FOR ANY PURPOSE OTHER THAN WHICH IT IS SUPPLIED FOR WITHOUT THE EXPRESS WRITTEN AUTHORITY OF CASTRADS, 1 KENWOOD RD, STOCKPORT, SK5 6PH



**DWG NO:**  
CR\_WWS-UK

**A4**

**WEIGHT:**

**MATERIAL:**

**SHEET: 1 of 1**

1

2

3

4

F